

Proceed to upload in 3
easy steps

1

Log in to the
platform

2

Look for the
teacher's class in "My
courses" or through
the search box

3

Locate the space
with your name for
example "Laureando
John Smith"

Apertura di uno spazio/corso

Seguendo questa procedura i titolari dei corsi potranno:

- richiedere l'**apertura di uno spazio** per la gestione di risorse e attività in modalità e-learning
- comunicare agli studenti le **modalità di erogazione delle lezioni**

[vai](#)

Iscrizione ai corsi per **Studenti** universitari

Seguendo questa procedura gli studenti universitari potranno iscriversi ai corsi in modalità e-learning

[Iscriviti ai corsi](#)

Guide e tutorial
docenti

[Leggi](#)

Tesi di Laurea
Progetto antiplagio

[Leggi](#)

Teledidattica
USiena integra

[Leggi](#)




Richiedi
Supporto

[Clicca qui](#)



Attività in e-learning a supporto della didattica






First Name ⚡ / Last Name ⚡	Submission Title ⚡	Turnitin Paper ID ⚡	Submitted ⚡	Similarity ⚡	Grade ⚡	
[Redacted]	--	--	--	--		  

Open the loading area by clicking on the speech bubble to the right of the screen, corresponding to your name

1

Normal version and expert version



First Name / Last Name	Submission Title	Turnitin Paper ID	Submitted	Similarity	Grade	
	--	--	--	--		  

There are two uploading methods: a) the **normal version**, consisting of a single area from which to proceed with the upload of the final version of the thesis (including the title page, in the format that will be discussed) and b) the **expert version**, consists of 5 different uploading areas where you can insert single chapters or subsequent versions of the same file document for correction during the drafting phase. In this case only the last section, called "Final version", will be used for the analysis generation of the complete "originality report" after the check.



The accepted formats are many, even if usually PDF or word / openoffice files are uploaded

Accepted file types and sizes

Allow any file type

If an assignment is set to **allow any file type**, Turnitin will accept any file:

- that is less than 100MB;
- that has a minimum of 20 words; and
- that is less than 800 pages.

File types checked for similarity

If the assignment is set to allow only file types that Turnitin can check for similarity, Turnitin will only accept files that can generate Similarity Reports.

This includes:

HTML	Microsoft Word® (.doc/.docx)
Hangul Word Processor file (.hwp)	OpenOffice Text (.odt)
Rich text format (.rtf)	WordPerfect® (.wpd)
Plain text (.txt)	PostScript (.ps)
Google Docs via Google Drive™	

If submitting with Google Drive™, third-party cookies must be allowed in your browser, otherwise, any attempts to sign into Google to upload from Google Drive will fail. functionality is not supported in IE8 or below. Do not upload Google Doc (.gdoc) files directly as the file does not store the document, but contains a reference to it online.

Loading

1

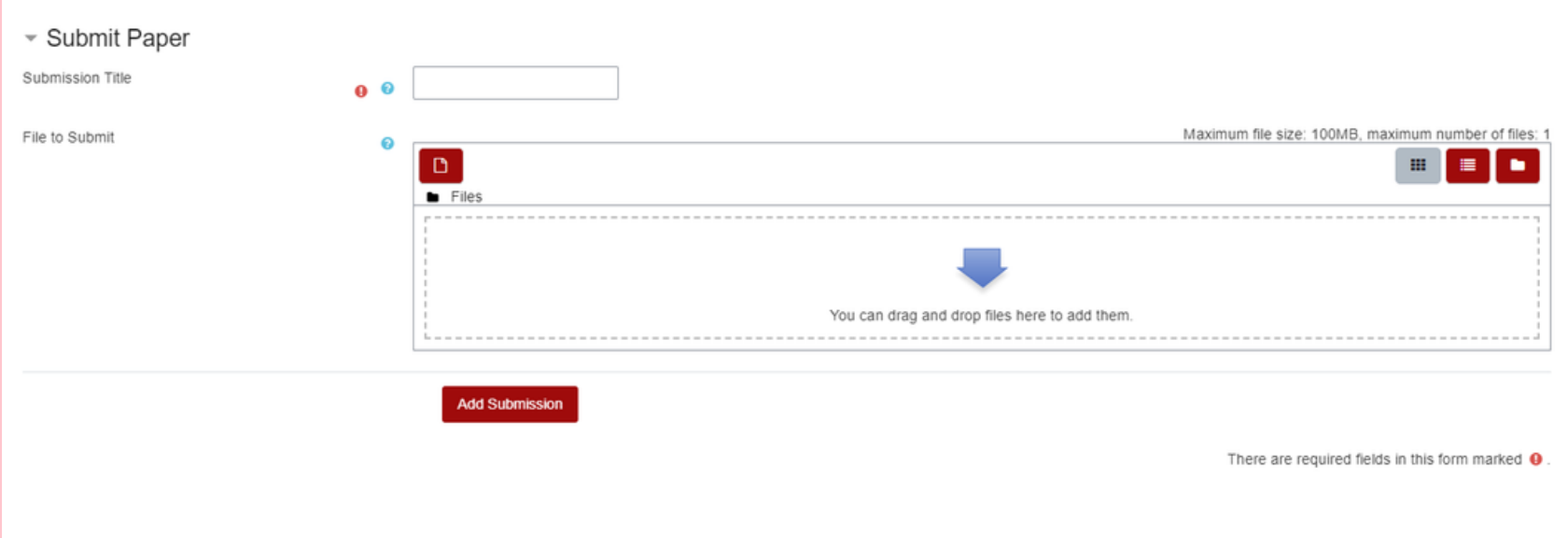
Read the agreement that appears at the first access. This is because you have to accept the terms of use of the software and confirm that the document you are inserting is yours.

2

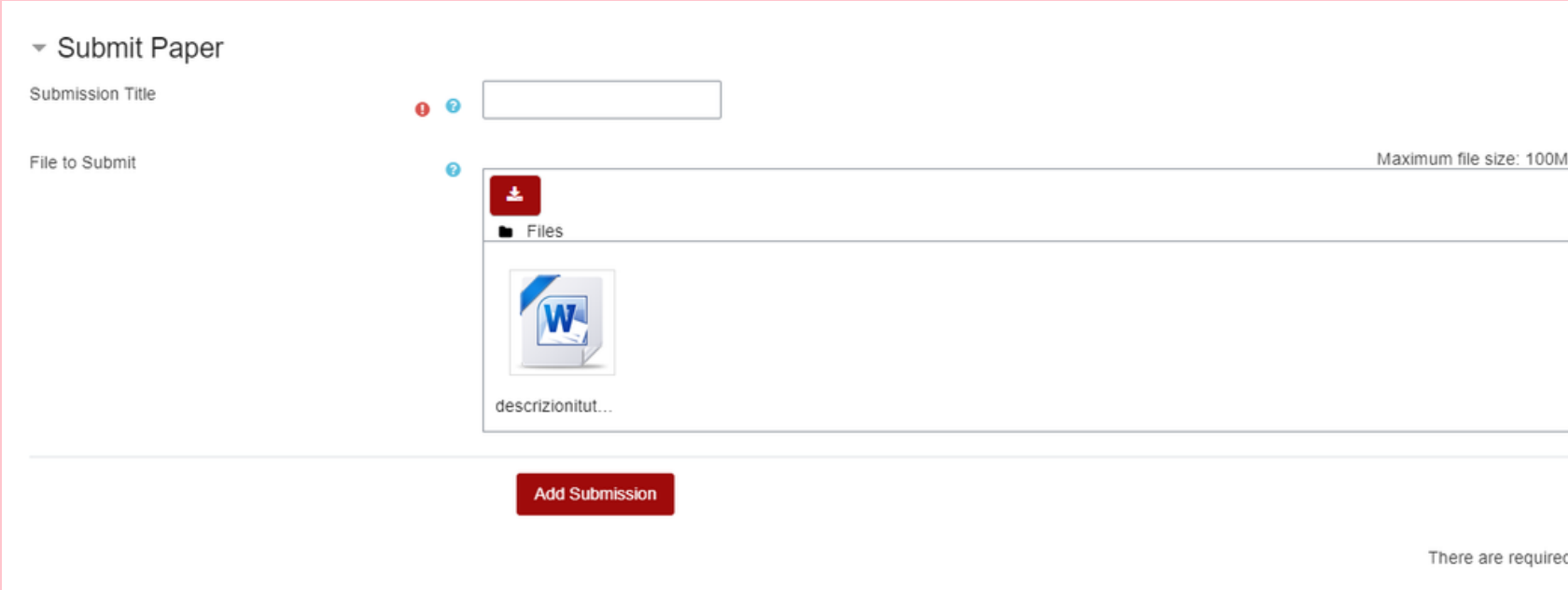
Drag the file or select it for uploading from your device

3

Upload the file and click Add Delivery. Do not forget to enter the title of the document, if possible that of the thesis. DO NOT use generic terms (file, thesis, etc.)



The screenshot shows a web form titled "Submit Paper". It has two main sections: "Submission Title" and "File to Submit". The "Submission Title" field is a text input with a red error icon and a blue help icon. The "File to Submit" field is a file upload area with a red "Add" button, a "Files" label, and a dashed box containing a blue arrow and the text "You can drag and drop files here to add them." Below the file upload area is a red "Add Submission" button. At the bottom right, there is a note: "There are required fields in this form marked [red dot]".



The screenshot shows the same "Submit Paper" form, but now a file icon (a document with a blue 'W') is visible in the "File to Submit" area. Below the icon is a text field with the placeholder "descrizioneit...". The "Add Submission" button is still present at the bottom. The note at the bottom right is partially visible: "There are required f".



La consegna è stata caricata correttamente in Turnitin.

Ricevuta digitale

ID consegna Turnitin

Estratto della consegna

AREA RICERCA, B...
Riunione in remo...
Monica Carapelli...
relative estrazion...
sulla situazione...
CRUI. Con l'occa...
fase 0 inizierà s...
sono pubblicati...
ancora il docum...
Mencarelli chie...
viene deciso d...
ringraziando c...
nuovo docum...
Ricerca, bibli...
MISSIONE pe...
VQR in corso...
sopra, è stata

125 Gennaio 2021, ore 10.00

Successivo






Chiu

The receipt that appears at the end of the operation is the confirmation that the file has been correctly loaded and will be analyzed by the software. It must not be sent but only kept for further checks if necessary

Software analysis

From this moment the software analysis on the whole document starts

Estimated time: 15 minutes-1 hour

Titolo della consegna	ID elaborato Turnitin	Consegnato	Somiglianza	Voto	
prova	1560875689	16/04/2021 13:33	In sospeso 	--  /100	  

Precedente 1 Successivo

Following the analysis, a summary percentage is generated which summarizes the detail of the analysis, visible by clicking on the colored strip.

PLEASE NOTE: Not all departments allow students to view the report. In this case the reference will always be the teacher, to ask for access to the report

SHOWING 1 TO 4 OF 4 ENTRIES.

<input type="checkbox"/>	First Name / Last Name	Titolo della consegna	ID elaborato Turnitin	Consegnato	Somiglianza	Voto	Voto complessivo
	1 Studente	--	--	--	--	N/A	--
<input type="checkbox"/>		elaborato prova	1312034494	30/04/2020 13:42	24% 	N/A	--
	Docente Docente	--	--	--	--	N/A	--
		--	--	--	--	N/A	--

3 | Originality Report



feedback studio

100 /100 1 of 1

Match Overview

22%

1	www4.uninsubria.it Internet Source	6%
2	psm-universitas.blogspot... Internet Source	5%
3	www.filesuso.uniroma... Internet Source	2%
4	www.stefanochimichi.it Internet Source	1%
5	www.anvur.org Internet Source	1%
6	ingegneria.unibas.it Internet Source	1%

-Cineca, IRIS, il repository dell'Università di Siena (prodotti presenti e da dove partiva tutto)

16 **L'uscita del Bando: le nuove regole del gioco:**
http://www.anvur.org/attachments/article/825/Bando%20VQR%202011-2014_secon~.pdf

Norme esplicative: **14** http://www.anvur.org/attachments/article/825/dm_27_06_2015_vqr_11-14.pdf

Il nuovo bando, le date, le proroghe.

- L'Orcid obbligatorio, la novità dell'identificativo per l'autore.
Cos'è l'Orcid, come funziona che senso riveste nel bando.
- Il labirinto delle valutazioni bibliometriche nei criteri GEV

- gli accreditati:
Viene passato un file di excel, dove comano anche 7 accreditati con 0 prodotti attesi (assunzioni recenti)

- Cambio di date e proroghe ulteriori

- Lato CINECA le regole del gioco e i workflow degli atenei

1. Documento cineca questionario per la profilazione della campagna.
Scelta dei workflow:

Page: 2 of 18 Word Count: 3967

Text-only Report High Resolution

**For assistance contact
antiplagio.sba@unisi.it**



**UNIVERSITÀ
DI SIENA
1240**

**SISTEMA
BIBLIOTECARIO
D'ATENEO — SBA**